



LUNA-STEM™

Dual Fluorescence Cell Counter

SVF AUTOMATED CELL COUNTER

The LUNA-STEM™ is

a dual fluorescence cell counter

that measures cell number and viability.

The most advanced fluorescence optics

and analysis software enable the LUNA-STEM™


to count both nucleated and non-nucleated

cells simultaneously and accurately.

The ability to count stem cells and cells

from the stromal vascular fraction (SVF) sets

LUNA-STEM™ apart from other cell counters.





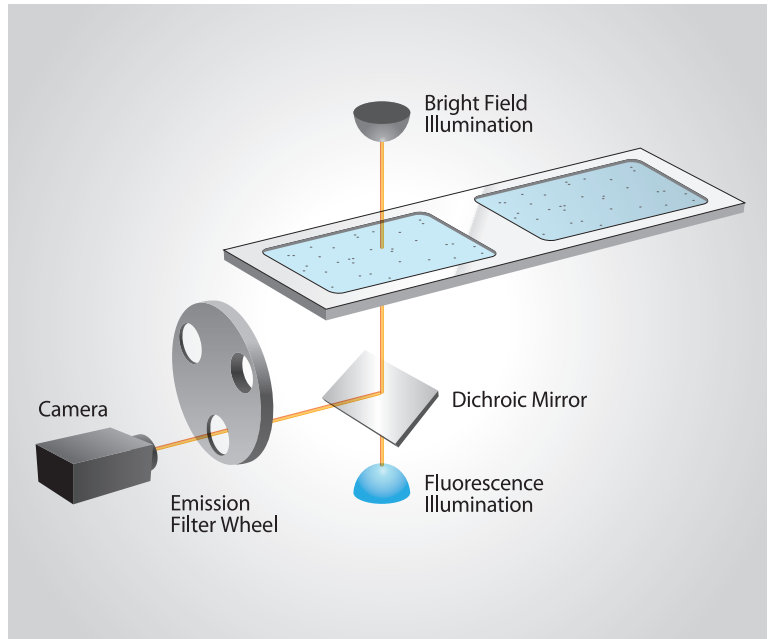
LUNA-STEM™

The LUNA-STEM™ is a stand-alone compact instrument that combines dual fluorescence optics and image analysis software. Its interactive touchscreen makes accurate cell counting a simple experience.

Dual Fluorescence + Bright Field Optics

The LUNA-STEM™ is a quantum leap forward for automated cell counting and viability analysis. Using Acridine Orange (AO) and Propidium Iodide (PI) to stain Live and dead cells, respectively, the LUNA-STEM™ provides highly sensitive and accurate results for most cell types, including stem cells and SVF cell.

The various cells within the SVF can be recognized and counted as non-nucleated cells or live and dead nucleated cells, which is not possible with other cell counters.




Compatible with the LUNA™ Reusable Slide and PhotonSlides™

Cost efficient

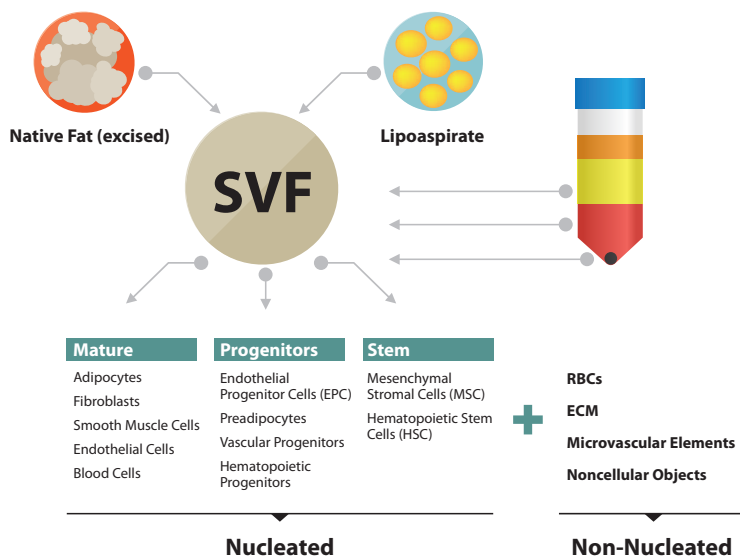
Designed for cost-efficient and accurate cell counting, the LUNA™ Reusable Slide has the affordability of manual cell counting without the associated subjectivity and time.

Convenient


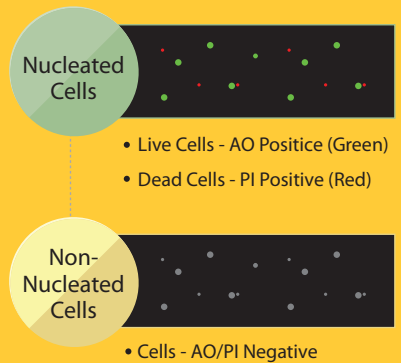
PhotonSlides™ are disposable precision slides made with optical quality materials for optimal fluorescence signal detection. The slide offer the ultimate counting experience with no mess or cleanup, while maintaining the highest standard of cell counting accuracy.




Nucleated & Non-Nucleated Cell Analysis



Total Cells



LUNASTEM™



Interactive Software Interface

Powerful On-board Analysis

Built-in software automatically generates cell viability data upon cell counting. For validation purposes, live and dead cells are tagged with green and red circles, respectively.

Image Overlay

Images are captured from three channels (brightfield, green, and red) and can be merged directly on the screen. The brightness of each color can be adjusted individually for accurate detection. All images can be saved to an external USB drive.

Data Report

Data can be exported as a PDF report or CSV file. The LUNA-STEM™ generates comprehensive PDF reports complete with the cell count and viability data, cell images, and relevant histograms.

LUNA™ Printer

The results of each count may be printed out immediately with the LUNA™ Printer.

Advanced Dual fluorescence optics

Fast Images generated from three channels in 30-60 s

Accurate Distinguishes nucleated and non-nucleated cells

Convenient Easy-to-use software with a simple counting procedure

Specifications

Sample Volume	10 µm
Cell Counting Time	30-60 sec (depending on sample conditions)
Cell Concentration Range	5×10 ⁴ - 1×10 ⁷ cells/mL (optimal range)
Cell Size Range	Detectable range : 1-90 µm Optimal range : 5-60 µm
Excitation Wavelength	470 ±20 nm
Exission Wavelength	530 ±25 nm, 600 nm (LP)
Light Source	LED
Image Resolution	5 MP
LCD Display	7 inches (800x480 pixels)
Dimensions (WxDxH)	22x21x9 cm (8.6x8.3x3.5 in)
Weight	1.8 kg (3.5 lb) *without the AC adaptor

Ordering Information

Cat#	Product	Quantity
L30001	LUNA-STEM™ Automated Fluorescence Cell Counter	1 unit
L12005	PhotonSlide™, 50 Slides	1 box
L12006	PhotonSlide™, 500 Slides	10 boxes
L12007	PhotonSlide™, 1000 Slides	20 boxes
L12011	LUNA™ Reusable Slide	1 unit
L12012	LUNA™ Reusable Slides	2 units
L12014	LUNA™ Reusable Slide Coverslips	10 units
F23102	LUNA™ Fluorescence Calibration Beads	1 x 0.5 mL
F23001	Acridine Orange/Propidium Iodide Stain	2 x 0.5 mL
F23002	Acridine Orange Stain	2 x 0.5 mL
F23003	Propidium Iodide Stain	2 x 0.5 mL
F23212	Cell Dilution Buffer	5 x 20 mL
P10001	LUNA™ Printer I	1 unit
P10002	LUNA™ Printer I Paper (Thermal, 275 prints/roll, 6rolls)	3 x 2 rolls
U10005	USB Drive, 16 GB	1 unit



www.logosbio.com

LBSM-RD-BR-LUC001

HEADQUARTERS

18, Gosan-ro 148beon-gil, Gunpo-si,
Gyeonggi-do, 15850
Republic of Korea

Tel : +82-31-478-4185
Fax : +82-31-478-4277
E-mail : info@logosbio.com

USA

9990 Fairfax Blvd, Suite 100
Fairfax, VA 22030
USA

Tel : +1 (703) 622-4660, +1 (703) 942-8867
Fax : +1 (571) 266-3925
E-mail : info-usa@logosbio.com

EUROPE

1 allée Lavoisier
59650 Villeneuve d'Ascq
France

Tel : +33 (0)3 74 09 44 35
Fax : +33 (0)3 59 35 01 98
E-mail : info-france@logosbio.com