


QUANTOM Tx™

MICROBIAL CELL COUNTER



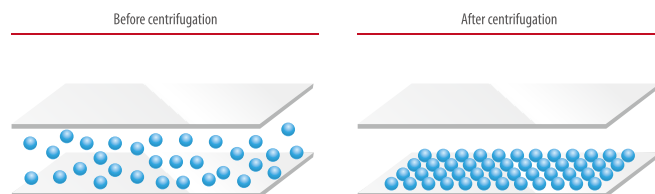
Rapid Single Bacterial Cell Quantification

The QUANTOM Tx™ Microbial Cell Counter can automatically identify and count individual bacterial cells in minutes. Bacteria are an incredibly diverse group of organisms that come in a variety of shapes, sizes, and arrangements, making quantification a challenging feat. The ubiquitous colony counting method is a time-consuming, unreliable estimation at best and even expensive flow and laser scanning cytometers register each particle, single or clustered, as a single event. The QUANTOM Tx™ counts fluorescence-stained microbial cells through automated fluorescence imaging and analysis to produce accurate and objective bacterial cell counts.

QUANTOM™ Innovations for Increased Counting Accuracy

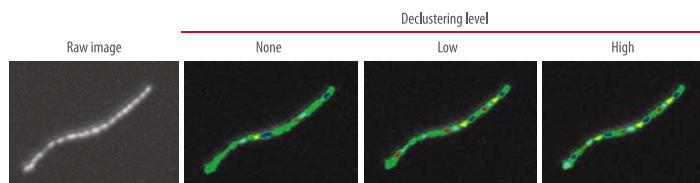
Uniform distribution and immobilization

The QUANTOM™ Cell Loading Buffer I immobilizes cells within the medium and the QUANTOM™ Centrifuge evenly distributes the cells along a single plane for accurate detection.



Bacteria-specific declustering algorithm

The QUANTOM Tx™ has a novel detection and declustering algorithm that can accurately count individual bacterial cells in the tightest clusters or the longest chains.



Counting with the QUANTOM Tx™

1. Mix cells with stain and loading buffer. Load into a counting slide.
2. Spin the slide in the QUANTOM™ Centrifuge.
3. Put the slide in the QUANTOM Tx™. Press Count.
4. Review data.



Product Specifications

QUANTOM Tx™ Microbial Cell Counter

Physical Characteristics	Instrument type Benchtop bacterial cell counter
	Touchscreen 10" capacitive touchscreen, 1280 x 800 pixels
Technical Specifications	Dimensions 43.3 x 31.0 x 22.5 cm (17.0 x 12.2 x 8.8 in)
	Weight 10.8 kg (23.9 lb)
	Cell detection method Automated fluorescence microscopy
	Processing time ~ 1 minute (to capture and analyze 20 images)
	Sample concentration range 1 x 10 ⁵ to 1 x 10 ⁹ cells/mL (optimal: 5 x 10 ⁵ to 5 x 10 ⁸ cells/mL)
	Cell size range 0.3-50 µm
	Sample volume Loading volume: 5-6 µL, measuring volume: 0.17 µL (20 images)

QUANTOM Tx™ Centrifuge

Physical Characteristics	Instrument type Benchtop centrifuge
	Dimensions 21 x 21 x 22 cm (8.3 x 8.3 x 8.7 in)
Technical Specifications	Weight 5.64 kg (12.4 lb)
	Maximum capacity Up to 8 QUANTOM™ M50 Cell Counting Slides
	Maximum RPM 4,000 RPM
	Safety features Safety lid lock, lid drop protection, automatic door release
	Electrical requirements 110 V, 60 Hz, 1 A or 220-240 V, 50/60 Hz, 0.5 A

QUANTOM Tx™ M50 Cell Counting Slides

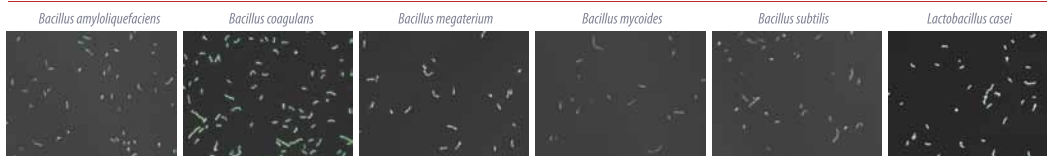
Physical Characteristics	Material Poly(methyl methacrylate) (PMMA)
	Dimensions 25 x 75 x 1.65 mm
	Chamber volume 5-6 µL

Ordering Information

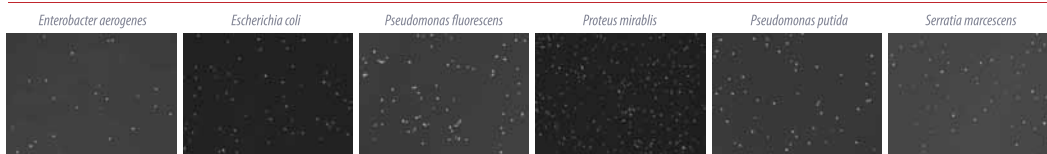
	Cat #	Product	Quantity
Instruments	Q10001	QUANTOM Tx™ Microbial Cell Counter	1
	Q10002	QUANTOM™ Centrifuge	1
Slides & Reagents	Q12001	QUANTOM™ M50 Cell Counting Slides, 50 Slides	1 box
	Q12002	QUANTOM™ M50 Cell Counting Slides, 500 Slides	10 boxes
	Q13501	QUANTOM™ Total Cell Staining Kit	1 kit
		Q13101 QUANTOM™ Total Cell Staining Dye	
		Q13002 QUANTOM™ Total Cell Staining Enhancer	
		Q13001 QUANTOM™ Cell Loading Buffer I	
	Q13502	QUANTOM™ Viable Cell Staining Kit	1 kit
		Q13201 QUANTOM™ Viable Cell Staining Dye	
		Q13003 Dimethyl Sulfoxide	
		Q13004 QUANTOM™ Viable Cell Dilution Buffer	
		Q13001 QUANTOM™ Cell Loading Buffer I	
	Q13102	QUANTOM™ Calibration Beads	1 x 0.5 mL
Security Software	Q11001	21 CFR Part 11 Package	1
Accessories	P10001	LUNA™ Printer	1
	P12001	LUNA™ Printer Paper - thermal, 700 prints	3 x 2 rolls

Bacteria Validated on the QUANTOM Tx™

Gram positive



Gram negative



This is a partial list of bacteria tested on the QUANTOM Tx™.



biosystems

HEADQUARTERS

Doosan Venturedigm Ste 514
415 Heungan-daero, Dongan-gu
Anyang-si, Gyeonggi-do 14059
SOUTH KOREA

TEL : +82 31 478 4185
E mail : sales@logosbio.com

USA

7700 Little River Turnpike Ste 207
Annandale, VA 22003
USA

TEL : +1 703 622 4660
E mail : sales@logosbio.com

EUROPE

11B avenue de l'Harmonie
59650 Villeneuve d'Ascq
FRANCE

TEL : +33 (0)3 74 09 44 35
E mail : info-france@logosbio.com